



Banish boring office attire! Created with traditional gingham colors and scale, our wrinkle-resistant shirts offer Easy Care convenience and everyday wearability.

- 3.1-ounce, 60/40 cotton/poly
- Bias-cut details
- Button-down collar
- Pearlized buttons
- Back box pleat
- Left chest pocket
- Mitered adjustable cuffs

CARE INSTRUCTIONS

Machine wash cold, with like colors, only non-chlorine bleach, tumble dry low, warm iron if needed.



front



back

HOW TO MEASURE



CHEST WIDTH

Measure under the arm and around the fullest part of the chest with arms down, keeping tape horizontal.

NECK

Measure around the fullest part of the neck at the base.






ARM

Place hand on hip. Start at the center of the back of the neck and measure across the shoulder, to the elbow, and then down to the wrist.

SIZE CHART

	XS	S	M	L	XL	2XL	3XL	4XL
Chest	32-34	35-37	38-40	41-43	44-46	47-49	50-53	54-57
Neck	14 1/2 - 15	15 - 15 1/2	15 1/2 - 16	16 - 16 1/2	16 1/2 - 17	17 - 17 1/2	17 1/2 - 18	18 - 18 1/2
Arm	30 1/2	32	34	35	36 1/2	37 1/2	38 1/2	39 1/2

COLOR INFORMATION

				
Black/ White PMS NTR BLACK C	Gusty Grey/ White PMS COOL GREY 8C	Rich Red/ White PMS 207C	True Navy/ White	True Royal/ White PMS 7687C