

**Port Authority® Tall Core Soft Shell Jacket.
TLJ317**



A reliable soft shell at a real value. This go-to basic sheds wind and rain and is a perfect choice for corporate or team uniforming.

- 100% polyester woven shell bonded to a water-resistant film insert and a 100% polyester microfleece lining
- 1000MM fabric waterproof rating
- 1000G/M² fabric breathability rating
- Zip-through cadet collar with chin guard
- Reverse coil zippers
- Front zippered pockets
- Open cuffs and hem

CARE INSTRUCTIONS

Machine wash cold with like colors. Only non-chlorine bleach when needed. Tumble dry medium. Cool iron if necessary.

[Tips For Effectively Screen Printing Polyester Fabrics](#)

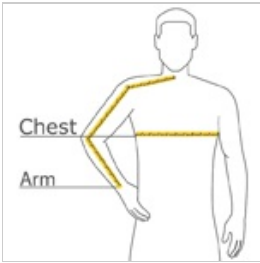


front



back

HOW TO MEASURE



CHEST WIDTH

Measure under the arm and around the fullest part of the chest with arms down, keeping tape horizontal.




ARM

Place hand on hip. Start at the center of the back of the neck and measure across the shoulder, to the elbow, and then down to the wrist.

SIZE CHART

	LT	XLT	2XLT	3XLT	4XLT
Chest	41-43	44-46	47-49	50-53	54-57

COLOR INFORMATION

		
Battleship Grey PMS 7540 C	Black PMS NTR BLACK C	Dress Blue Navy PMS 533C