



Gildan® Softstyle® Pullover Hooded Sweatshirt SF500



- 8.4-ounce, 80/20 ring spun cotton/poly
- 75/25 ring spun cotton/poly (Sport Grey)
- 50/50 ring spun cotton/poly (Dark Heather)
- Two-end ring spun cotton face fabric
- Two-piece dyed-to-match jersey fabric-lined hood
- Double-needle hem and topstitching on outside of hood seam
- 3/8-inch flat draw cords
- Dropped shoulder
- 1x1 rib knit with spandex cuffs and bottom band
- Tubular body
- Classic fit
- Tearaway label
- Select colors up to 5XL



front



back

CARE INSTRUCTIONS

Machine Wash Warm, Inside Out, With Like Colors. Only Non-Chlorine Bleach. Tumble Dry Medium. Do Not Iron If Decorated. Do Not Dry Clean.

HOW TO MEASURE



CHEST WIDTH
















Measure under the arm and around the fullest part of the chest with arms down, keeping tape horizontal.

SIZE CHART

	S	M	L	XL	2XL	3XL	4XL	5XL
Chest	34-36	38-40	42-44	46-48	50-52	54-56	58-60	62-64

COLOR INFORMATION

Please note: PMS code information is shown only when an exact match is available.

 Black PMS 426C	 Charcoal PMS COOL GRAY 10C	 Dark Heather PMS 7545C	 Forest Green	 Light Pink PMS 684C	 Maroon PMS 7644C	 Military Green PMS 5615C	 Navy PMS 533C	 Purple	 Red PMS 199C	 Royal PMS 7686C
 Sand PMS 7528C	 Sky	 Sport Grey PMS COOL GRAY 7C	 White							

*Not all sizes are available in every color.