



New Era® Ladies Series Performance Scoop Tee. LNEA200



With sport-inspired good looks, this tee beats moisture with unrivaled softness.

- 4-ounce, 100% polyester jersey with moisture-wicking and odor-fighting performance
- Heat transfer label for tag-free comfort
- Embossed New Era neck taping
- Modified raglan sleeves
- New Era flag logo heat transfer on left sleeve
- Underarm gussets
- Side gussets
- Scalloped hem

CARE INSTRUCTIONS

Machine wash cold with like colors. Do not use softeners. Tumble dry low. Remove promptly. Only non-chlorine bleach when needed. Cool iron if necessary. Do not dry clean.



front



back

HOW TO MEASURE




BUST
Measure under the arm and around the fullest part of the bust with arms down, keeping tape horizontal.


SIZE CHART

	XS	S	M	L	XL	2XL	3XL	4XL
Size	2	4/6	8/10	12/14	16/18	20/22	24/26	28/30
Bust	32-34	35-36	37-38	39-41	42-44	45-47	48-51	52-55


COLOR INFORMATION




Black Solid
PMS NTR BLACK




Crimson
PMS 202C




Dark Green
PMS 567C




Deep Pink
PMS 214C




Goldenrod
PMS 115C




Graphite
PMS 7540C




Rainstorm Grey
PMS COOL GRAY




Royal
PMS 2757C




Scarlet
PMS 187C



Sky Blue
PMS 7454 C



True Navy
PMS 533C



White Solid