

Port Authority® Ladies Silk Touch™ Long Sleeve Polo. L500LS



A favorite for years, our Silk Touch™ polo is soft, supple and easy to care for. The silky smooth pique knit resists wrinkles while the classic long sleeve style looks great on everyone.

- 5-ounce, 65/35 poly/cotton pique
- Flat knit collar and cuffs
- Double-needle armhole seams and hem
- 3-button reverse placket
- Metal buttons with dyed-to-match plastic rims
- Open hem sleeves
- Side vents

CARE INSTRUCTIONS

Machine Wash Cold With Like Colors. Do Not Bleach. Tumble Dry Low. Cool Iron, If Necessary.

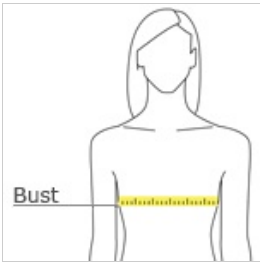


front



back

HOW TO MEASURE




BUST
Measure under the arm and around the fullest part of the bust with arms down, keeping tape horizontal.


SIZE CHART

	S	M	XS	XXL	3XL	4XL	L	XL
Size	4/6	8/10	2	20/22	24/26	28/30	12/14	16/18
Bust	35-36	37-38	32-34	45-47	48-51	52-55	39-41	42-44


COLOR INFORMATION




Black
PMS NTR BLACK




Burgundy
PMS 7428C




Dark Green
PMS 5467C




Navy
PMS 533C



Red
PMS 187C



Royal
PMS 3597C



White