

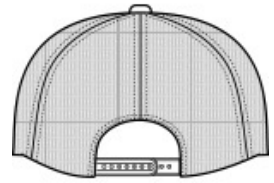


- Fabric 100% cotton canvas bill and front two panels; 100% polyester woven mesh mid and back panels
- Structure Structured
- Profile Mid
- Features Moisture-wicking sweatband
- Closure 7-position adjustable snapback

**



front



back

HOW TO MEASURE





HATS

Measure the circumference around the head, above the eyebrow and at the widest part of the head. Divide number by 3.14 for hat size.

SIZE CHART

	OSFA
Hat Size	6 5/8- 8
Head Size	20 7/8- 25 1/8

COLOR INFORMATION

			
Black PMS BLACK C	Charcoal PMS 7540C	Duck Brown PMS 7568C	Navy Blue PMS 532C