



This soft-brushed twill cap looks great wear after wear.

- Fabric: 100% cotton brushed twill
- Structure: Structured
- Profile: Mid
- Closure: Self-fabric closure with brass buckle and grommet



front



back

**HOW TO MEASURE**







**HATS**

Measure the circumference around the head, above the eyebrow and at the widest part of the head. Divide number by 3.14 for hat size.

**SIZE CHART**

	OSFA
Hat Size	6 5/8- 8
Head Size	20 7/8- 25 1/8

**COLOR INFORMATION**

					
Black PMS NTR BLACK C	Khaki PMS 7530C	Navy PMS 532C	Red PMS 207C	Royal PMS 2757C	White