

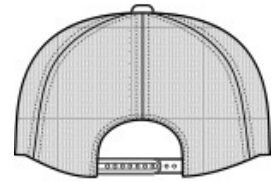
**Port Authority® Beach Wash® Mesh Back Cap. C943**



Fabric: 100% garment-washed cotton twill front panels and bill, 100% soft mesh polyester mid and back panels Structure: Unstructured Profile: Low Closure: 7-position adjustable snapback The garment-washing process infuses each garment with unique character. Please allow for slight color variation. Special consideration must also be taken when printing white ink on garment-washed cotton.



front



back

**HOW TO MEASURE**






**HATS**

Measure the circumference around the head, above the eyebrow and at the widest part of the head. Divide number by 3.14 for hat size.

**SIZE CHART**

	OSFA
Hat Size	6 5/8- 8
Head Size	20 7/8- 25 1/8

**COLOR INFORMATION**

					
Blue Moon/ Stone PMS 7683C	Coal/ Stone PMS COOL GRAY 10C	Denim Blue/ Stone PMS 2374C	Red Rock/ Stone PMS 7419C	Taupe/ Stone PMS 7530C	Tidal Wave/ Stone PMS 2198C