

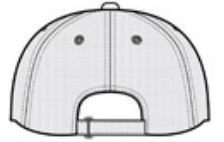


The two-tone color adds character to this ultra breathable mesh cap.

- Fabric: 80/20 poly/cotton twill in front two panels and bill; 100% polyester mesh in mid and back panels
- Structure: Structured
- Profile: Mid
- Closure: Low-profile hook and loop with buckle



front



back

HOW TO MEASURE





HATS

Measure the circumference around the head, above the eyebrow and at the widest part of the head. Divide number by 3.14 for hat size.

SIZE CHART

	OSFA
Hat Size	6 5/8- 8
Head Size	20 7/8- 25 1/8

COLOR INFORMATION

			
Black/ White PMS NTR BLACK	Navy/ White PMS 433C	Royal/ White PMS 7687C	White/ Black PMS WHITE

C