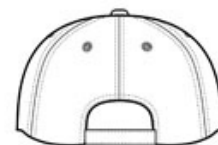




- **Fabric** 80/20 poly/cotton
- **Structure** Structured
- **Profile** Mid
- **Closure** Hook and loop



front



back

HOW TO MEASURE









HATS

Measure the circumference around the head, above the eyebrow and at the widest part of the head. Divide number by 3.14 for hat size.

SIZE CHART

	OSFA
Hat Size	6 5/8- 8
Head Size	20 7/8- 25 1/8

COLOR INFORMATION

							
Black PMS NTR BLACK	Brilliant Blue PMS 7690C	Dark Green PMS 3308C	Navy PMS 433C	Red PMS 199C	Royal PMS 7687C	Steel Grey PMS Cool Grey 11C	White