

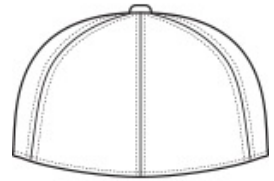


Flexfit fit meets the easygoing look and softness of a garment wash.

- Fabric: 98/2 cotton/spandex
- Structure: Lightly structured
- Profile: Low
- Closure: Stretch fit



front



back

HOW TO MEASURE






HATS

Measure the circumference around the head, above the eyebrow and at the widest part of the head. Divide number by 3.14 for hat size.

SIZE CHART

	S/M	L/XL
Hat Size	6 3/4 - 7 1/4	7 1/8 - 7 5/8
Head Size	21 1/4- 22 3/4	22 3/8- 23 7/8

COLOR INFORMATION

				
Black PMS NTR BLACK C	Khaki PMS 7504C	Loden PMS 7769C	Navy PMS NO MATCH	New Slate PMS NO MATCH