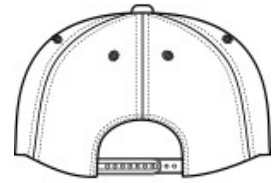


Fabric: 65/35 poly/cotton twill Structure: Structured Profile:
 Mid Closure: 7-position adjustable snap



front



back

HOW TO MEASURE







HATS

Measure the circumference around the head, above the eyebrow and at the widest part of the head. Divide number by 3.14 for hat size.

SIZE CHART

	OSFA
Hat Size	6 5/8- 8
Head Size	20 7/8- 25 1/8

COLOR INFORMATION

					
Black PMS NTR BLACK	Graphite PMS 7547C	Khaki PMS 7530C	Navy PMS 433c	Red PMS 201C	Royal PMS 7687C

C