



- Retail fit
- Tear-away label
- Side seamed
- Solid Colors: 4.2-ounce, 100% Airlume combed and ring spun cotton, 32 singles
- Athletic Heather/Black Heather: 90/10 Airlume combed and ring spun cotton/poly
- Heather CVC Colors: 52/48 Airlume combed and ring spun cotton/poly

CARE INSTRUCTIONS

Machine wash warm, inside out, with like colors. Only non-chlorine bleach. Tumble dry low. Medium iron. Do not iron decoration. Do not dry clean.



front



back

HOW TO MEASURE


















CHEST WIDTH

Measure under the arm and around the fullest part of the chest with arms down, keeping tape horizontal.

SIZE CHART

	S	M	L	XL
Size	6-8	10-12	12-14	14-18
Chest	28-30	30-32	32-34	34-36

COLOR INFORMATION

 Asphalt PMS BLACK 7U	 Athletic Heather PMS 428U	 Black PMS Black C	 Black Heather PMS BLACK 7 CP	 Dark Grey Heather PMS 426C	 Deep Heather PMS 2333CP	 Heather Forest PMS 343 U	 Heather Navy PMS 2379C	 Heather Red PMS 193C	 Heather True Royal	 Royal Navy PMS 533C
 Red PMS 200C	 Team Purple PMS 2695C	 True Royal PMS 7684CP	 White PMS White C							