



Dri-Power® 50/50 Cotton/Poly Long Sleeve T-Shirt. 29LS



- 5.4-ounce, 50/50 cotton/poly jersey
- 47/53 cotton/poly (Oxford)
- Moisture-wicking
- Tear-away label
- Double-needle coverstitching on front neck
- Seamless 1x1 rib knit collar
- Shoulder-to-shoulder taping
- Rib knit cuffs
- Double-needle hem
- Ash (formerly Birch)

Due to the nature of 50/50 cotton/poly neon fabrics, special care must be taken throughout the printing process.

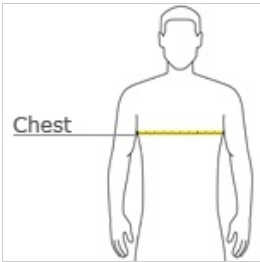


front



back

HOW TO MEASURE








CHEST WIDTH

Measure under the arm and around the fullest part of the chest with arms down, keeping tape horizontal.

SIZE CHART

	S	S	M	M	L	L	XL	XL	2XL	3XL	3XL
Chest	34-36	34-36	38-40	38-40	42-44	42-44	46-48	46-48	50-52	54-56	54-56

COLOR INFORMATION

 Ash PMS 427C	 Athletic Heather	 Black PMS NTR BLACK C	 Black Heather PMS 7540C	 California Blue	 Charcoal Grey PMS COOL GRAY 11C	 Classic Pink PMS 510C	 Cyber Pink PMS 215C	 Deep Purple	 Forest Green PMS 567C	 Gold PMS 1235C
 Kelly	 Kiwi PMS 360C	 Light Blue PMS 278C	 Maroon PMS 504C	 Navy PMS 533 C	 Oxford PMS 423C	 Royal PMS 7686C	 Safety Green PMS 379C	 Safety Orange PMS 1645C	 True Red PMS 187C	 Vintage Heather Navy
 Vintage Heather Red	 White									

*Not all sizes are available in every color.